

# Fluency & Comprehension

→ freebie

Try It  
Before You  
Buy It!





# I Can Read

## Simple Sentences

Get Ready:

I

see

the

I see the cat.

I see the pan.

I see the dam.

I see the bat.

I see the map.



Match the pictures with the words.



Read the sentences  
three times.

--	--	--

Copy your favorite sentence.



# I Can Read

Name: \_\_\_\_\_

## A Simple Story

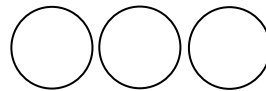

### Ken The Dog

Ken is a dog.


He likes to play tag.

He puts his ball in a bag.

Look at his tail wag!



Choose a special voice for your third read.



What game does Ken like to play?

tag

bag


wag

Circle all the -ag words in the story. Write them below.

Handwriting practice lines for writing words.

Illustrate the story.

Blank space for illustrating the story.



# Reading Comprehension

Name: \_\_\_\_\_

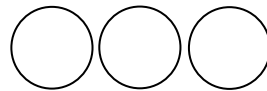
## Bake A Cake

Will you help me bake a cake?

First, we make the cake.

Then, we place it on a tray.

Next, we add sprinkles and berries on top.



Did you like this story?



Put the events in order by writing a number in each box.

--	--	--

Use two colors to highlight the answers in the story.



What will we bake?

- A tray
- A cake
- Sprinkles



What fruit do we use?

- Cake
- Candy
- Berries

I Can Read

# SIMPLE SENTENCES



One little fly.

A big blue truck.

The yellow sun.

You eat a peach.

The fox can go.

Color a face every time you read the 5 sentences.



Name: \_\_\_\_\_

# Reading Fluency

**Get Ready:**  
like  
play  
with  
my

I  
I like

I like to

I like to play

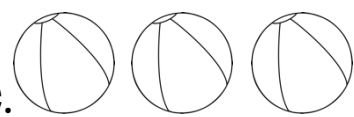
I like to play with

I like to play with my

I like to play with my friend.



Read the text 3 times  
and color a ball each time.



Who do I like to play with?

\_\_\_\_\_

-----

\_\_\_\_\_

Trace the words:

like play with my

Draw a picture to go with the text.

Name: \_\_\_\_\_

Date: \_\_\_\_\_

# Reading Comprehension

## Story Writing

Maya is good at writing stories. She sharpens her pencil and sits at her desk.

She writes her name at the top of her paper. She takes her time and prints her words very neatly. Maya likes to write stories about princesses and castles. She writes about a prince and his horse.

Maya is a good writer.



Did you like this story?



What is the main idea in the story?

\_\_\_\_\_

-----

\_\_\_\_\_

-----

\_\_\_\_\_

Draw or write 3 events in order.

First,	Next,	Finally,
--------	-------	----------

Make a prediction. What do you think will happen next?

\_\_\_\_\_

-----

\_\_\_\_\_

-----

\_\_\_\_\_

Name: \_\_\_\_\_

Date: \_\_\_\_\_

# Reading Comprehension



## Fall Fun!

I love Fall. It is my favorite season. I like it because I love to make a big pile of leaves in my yard. When my pile gets really big, I jump right in!

Put a check mark each time you read the story.

<input type="checkbox"/>	<input type="checkbox"/>	<input type="checkbox"/>
--------------------------	--------------------------	--------------------------

Read the story 3 times and answer the questions.

1. What is my favorite season?

- Winter
- Fall
- Summer

2. I make a pile of \_\_\_\_.

- season
- leaves
- jump

3. Where do I do this?

- At my school
- In my yard
- In my house

4. My pile is really \_\_\_\_.

- big
- small
- leaves

5. What do I do with my pile of leaves?

\_\_\_\_\_


-----

\_\_\_\_\_

-----

\_\_\_\_\_

## Draw A Picture



Choose a different color for each question and highlight the answers in the story.



Name: \_\_\_\_\_

Date: \_\_\_\_\_

# Reading Comprehension



## Sleepy Bear

The big brown bear gets ready for the winter. He crawls in his den and gets nice and comfy. He will stay in his den all winter. Big bear starts to get sleepy.

His big eyes get droopy. Sleep tight, big bear. See you in the spring!

Put a check mark each time you read the story.

Read the story 3 times and answer the questions.

1. Big bear gets ready for
  - Summer
  - Winter
  - Spring

2. He sleeps in his
  - House
  - Bed
  - Den

3. Bear is
  - Big and brown
  - Nice and comfy
  - Both

4. When will big bear come out of his den?

\_\_\_\_\_  
-----  
\_\_\_\_\_  
-----  
\_\_\_\_\_

## Draw A Picture



Find evidence in the text.

5. Bear's eyes start to close.
  - True
  - False



Highlight the sentence in the text that supports your answer.

# Reading Comprehension

## Grow Seed, Grow!



My friend gave me a pretty little seed. I planted it in my garden. I placed it carefully in the soil and covered it up. I gave it water, but not too much! I waited and waited. One day, I looked outside and saw a pretty little plant! Hooray!

Put a check mark each time you read the story.

<input type="checkbox"/>	<input type="checkbox"/>	<input type="checkbox"/>
--------------------------	--------------------------	--------------------------

Read the story 3 times and answer the questions.

1. Who gave me a seed?

- My mom
- My friend
- My teacher

2. What did I do with it?

- I ate it
- I looked at it
- I planted it

3. How much water did I give my seed?

- Too much
- Not enough
- Just enough

## Draw A Picture

4. My seed grew into a

\_\_\_\_\_

-----

\_\_\_\_\_

-----

\_\_\_\_\_



**Find evidence in the text.**

5. I sat next to my seed and waited until it grew.

- True
- False




Highlight the sentence in the text that supports your answer.

Name: \_\_\_\_\_

Date: \_\_\_\_\_

# Reading Comprehension

## Sandcastle Fun



Emerik likes to go to the beach with his brother Nate. His favorite thing to do is build a sandcastle. He uses his blue shovel and his red bucket. Nate helps with the sandcastle by filling up Emerik's bucket. Emerik turns the bucket over and lifts it carefully. The boys make many towers for their castle. They work hard all day and only stop to have a snack. When they finish building their sandcastle, their mother takes a picture of their beautiful creation!



**Find evidence in the text by coloring the question the same color as the answer in the story.**

1. Emerik and Nate are

- Friends
- Buddies
- Brothers

4. What does mom do?

---

---

---

---

---

2. The boys are building a

- Bucket
- Sandcastle
- Shovel

3. Emerik's bucket is

- Big
- Blue
- Red

## Draw A Picture

# WANT MORE?

Every page in this file is a sample of a product in my TPT store. Click on the pictures below to find more!

Name: \_\_\_\_\_

### I Can Read

Short a

#### Simple Sentences


Get Ready: I see the

I see the cat.  
I see the pan.  
I see the dam.  
I see the bat.  
I see the map.

Match the pictures with the words.

Read the sentences three times.

Copy your favorite sentence.



Short Vowels \* Sight Words \* Fluency

# READING

## Fluency

I Can Read Simple Sentences

Give me that

I see the cat.  
I see the pan.  
I see the dam.  
I see the bat.  
I see the map.

Read your favorite sentence.

All Students Can SHINE

Name: \_\_\_\_\_

### I Can Read

-ag

#### A Simple Story

Ken The Dog


Ken is a dog.  
He likes to play tag.  
He puts his ball in a bag.  
Look at his tail wag!

Choose a special voice for your third read.

What game does Ken like to play?  
 tag  bag  wag

Circle all the -ag words in the story. Write them below.

Illustrate the story.



Short Vowels \* Comprehension \* Fluency

# READING

## Passages

I Can Read A Simple Story

My Friend Ben

Pat The Cat

Pat is a cat.  
He can sit on a mat.  
He has a big blue hat.  
He plays with a rat.

What is the cat's name?  
 Cat  Pat  cat

What are the words he plays with?  
Illustrate the story.

All Students Can SHINE

Name: \_\_\_\_\_

### Reading

#### Comprehension

## Bake A Cake

Did you like this story?


Will you help me bake a cake?  
First, we make the cake.  
Then, we place it on a tray.  
Next, we add sprinkles and berries on top.

Put the events in order by writing a number in each box.

Use two colors to highlight the answers in the story.

What will we bake?  
 A tray  Cake  Candy  Berries

What Fruit do we use?  
 Cake  Candy  Berries



Sequencing \* Comprehension \* Fluency

# READING

## Passages

Reading Comprehension

I Can Share

Apple Pie

Will we make the best apple pie ever? Today, we will find an apple tree. Tomorrow, we will pick apples. Next week, we will make yummy apple pie.

Put the words in order by writing a number in each box.

Use two colors to highlight the answers in the story.

All Students Can SHINE



# WANT MORE?

Every page in this file is a sample of a product in my TPT store. Click on the pictures below to find more!

I Can Read  
**SIMPLE SENTENCES**

One little fly.  
A big blue truck.  
The yellow sun.  
You eat a peach.  
The fox can go.

Color a face every time you read the 5 sentences.

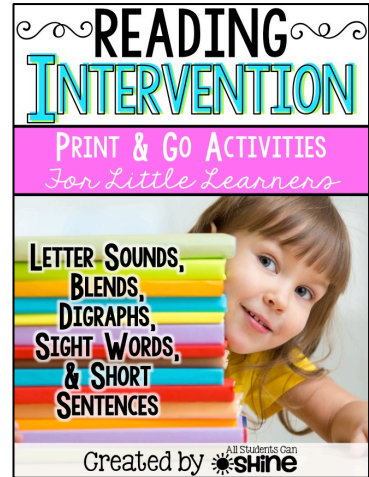


**READING INTERVENTION**

PRINT & GO ACTIVITIES  
For Little Learners

LETTER SOUNDS,  
BLENDS,  
DIGRAPHS,  
SIGHT WORDS,  
& SHORT SENTENCES

Created by All Students Can **shine**



**Reading Fluency**

Name: \_\_\_\_\_


Get Ready!  
like play with my

I like  
I like to  
I like to play  
I like to play with  
I like to play with my  
I like to play with my friend

Read the text 3 times and color a ball each time.

Who do I like to play with?  
Draw a picture to go with the text.

Trace the words:  
like play with my




**Reading Fluency**

30 Fluency phrases for emergent readers

Reading Fluency

All Students Can **shine**



Name: \_\_\_\_\_ Date: \_\_\_\_\_

**Reading Comprehension**



**Story Writing**

Maya is good at writing stories. She sharpens her pencil and sits at her desk. She writes her name at the top of her paper. She takes her time and prints her words very neatly. Maya likes to write stories about princesses and castles. She writes about a prince and his horse. Maya is a good writer.

What is the main idea in the story?

Draw or write 3 events in order:  
First, Next, Finally.

Make a prediction. What do you think will happen next?



Main Idea \* Sequencing \* Predicting

**READING Comprehension**


My Bear Sam

Planting Tulips

What is the main idea in the story?

Draw or write 3 events in order.

Make a prediction. What do you think will happen next?




# WANT MORE?

Every page in this file is a sample of a product in my TPT store. Click on the pictures below to find more!

## READING Comprehension

FALL EDITION

30 simple passages for beginning readers.



Reading Comprehension: Happy Scarecrow  
Reading Comprehension: Apple Picking  
Draw A Picture

All Students Can shine

## READING Comprehension

WINTER EDITION

30 simple passages for beginning readers.




Reading Comprehension: Snow Day!  
Reading Comprehension: Down The Hill  
Draw A Picture

All Students Can shine

## READING Comprehension

30 simple passages for beginning readers.




Reading Comprehension: A Bird Song  
Reading Comprehension: My Robot  
Draw A Picture

All Students Can shine

## READING Comprehension

SPRING EDITION

30 simple passages for beginning readers.




Reading Comprehension: Pretty Butterfly  
Reading Comprehension: Grow, Seed, Grow!  
Draw A Picture

All Students Can shine

## READING Comprehension

SUMMER EDITION

30 simple passages for beginning readers.




Reading Comprehension: A Day At The Zoo  
Reading Comprehension: Pool Party!  
Draw A Picture

All Students Can shine

## READING Comprehension

COMPLETE BUNDLE





Reading Comprehension: A Bird Song  
Reading Comprehension: My Robot  
Draw A Picture


All Students Can shine

# THANKS

Thanks to these amazing artists  
for their beautiful  
clip art & fonts!




KG Fonts



# THANKS

Be sure to follow my store in order to get informed when I make something NEW!



## BEGINNING READERS

*The bundle*




## GUIDED READING

HANDS-ON ACTIVITIES

*For Little Learners*

## GROWING BUNDLE



Created by  shine